

## November–Upper KG

### Insects and birds

### Moral- taking care of animals

#### Stories-

The very greedy bee-[https://www.youtube.com/watch?v=h3ljX6lZe6s&ab\\_channel=K-TeacherCreate](https://www.youtube.com/watch?v=h3ljX6lZe6s&ab_channel=K-TeacherCreate)

The tiny workers-[https://www.youtube.com/watch?v=ydnp5EvBWMg&ab\\_channel=JCLibraryAction](https://www.youtube.com/watch?v=ydnp5EvBWMg&ab_channel=JCLibraryAction)

## WEEK 1

### Day 1

**1) Name of activity-**Prayer and Rhyme

**Domain covered-**Personal/Social/Emotional domain and Language domain

**Objective-** LWBAT learn about their surrounding and about the day

**Teaching material required-**

- a) 3 new rhymes

**Procedure –**

- a) Prayer
- b) National anthem
- c) School song
- d) ABCD Rhyme
- e) Rhyme on counting
- f) Oral counting 1 to 20
- g) Names of months of a year
- h) Names of days of a week
- i) 1 warm up Rhyme
- j) 3 Rhymes

**2) Name of activity-**Attendance

**Domain covered--** Personal/Social/Emotional domain

**Objective-** LWBAT learn being a good listener and attentive to instructions

**3) Name of activity-** Yoga/ Movement

**Domain covered—** Gross motor skill

**Objective-** LWBAT learn jumping and crossing hurdles

**4) Name of activity-** Intro of sight words –

like, so, do

**Domain covered-**Language domain

**Objective-**LWBAT learn about sight words

**Teaching material-**

Flash cards of the sight words

**Procedure-**

a) Teacher will introduce same as earlier.

5) **Name of activity-** Number names 41-45

**Domain covered-**Language domain

**Objective-**LWBAT learn number Names

**Teaching material-**

a) Notebook

**Procedure-**

a) Teacher will explain number names of 41-45.

b) Then they will write number names in notebook.

6) **Name of activity-** Intro of insects

**Domain covered-**Cognitive domain

**Objective-**LWBAT learn about insects

**Teaching material-**

a) Flash cards

b) small plastic toys of insect

**Procedure-**

a) Teacher will explain different kind of insects we find in our surroundings.

b) She will show and name the insects.

c) She will also discuss different characteristics each insect have.

d) Where they live, body parts, color and size.

7) **Name of activity-** Story time

**Domain covered-**Language domain

**Objective-**LWBAT learn to read and take care of books

**Teaching material-**

a) English reader page no. 10

8) **Name of activity-** Writing letter र

**Domain covered-**Fine motor skill

**Objective-**LWBAT learn to write the letter

**Teaching material-**

a) Hindi workbook-page no. 40

b) Flash card

**Procedure-**

a) Teacher will recap letter with related vocabulary and help of flash cards or other media.

b) Then she will explain how to draw letter by drawing 5 lines on board and explaining step by step.

c) After this she will do the activity of joining dots and writing letter in the sample book.

9) **Reflection time-** Recap of the things done in the class.

Remarks of the day:

## Day 2

1) **Name of activity-**Prayer and Rhyme

**Domain covered-**Personal/Social/Emotional domain and Language domain

**Objective-** LWBAT learn about their surrounding and about the day

**Teaching material required-**

- a) 3 new Rhymes

**Procedure –**

- a) Prayer
- b) National anthem
- c) School song
- d) ABCD Rhyme
- e) Rhyme on counting
- f) Oral counting 1 to 20
- g) Names of months of a year
- h) Names of days of a week
- i) 1 warm up Rhyme
- j) 3 Rhymes

2) **Name of activity-**Attendance

**Domain covered--** Personal/Social/Emotional domain

**Objective-** LWBAT learn being a good listener and attentive to instructions

3) **Name of activity-**Gardening/ Outdoor

**Domain covered--** Personal/Social/Emotional domain

**Objective-** LWBAT learn to take care of plants

4) **Name of activity-**Number names 46-

50

**Domain covered-**Language domain

**Objective-**LWBAT learn number names

**Teaching material-**

- a) Notebook

**Procedure-**

- a) Teacher will explain as earlier.

5) **Name of activity-** Recap of sight words

**Domain covered-**Language domain

**Objective-**LWBAT learn sight words

**Teaching material-**

a) Page no.66

**Procedure-**

a) Teacher will recap sight words and teach them how to do the worksheet.

6) **Name of activity-** Writing of Hindi ₹

**Domain covered-**Fine motor skill

**Objective-**LWBAT learn to write the letter

**Teaching material-**

a) 5 lines notebook

**Procedure-**

a) Teacher will first ask kids to do air writing, table writing and then will make 5 lines on board and explain them how to write and draw pictures related to the letter.

b) Then she will give notebooks to kids to write the letter.

7) **Name of activity-**Music

**Domain covered-**Personal domain

**Objective-**LWBAT learn about the rhythm

**Teaching material-**

a) Rhymes and song

**Procedure-**

a) Teacher will first ask children to sit in a circle.

b) Then she will sing the rhymes and song to enjoy.

8) **Name of activity-** English reader

**Domain covered-**Language domain

**Objective-**LWBAT learn blending and reading

**Teaching material-**

a) Book page no. 11

**Procedure-**

a) Teacher will first read the comprehension and then will let kids read.

9) **Reflection time-** Recap of the things done in the class.

Remarks of the day:

## WEEK 2

### Day 1

**1) Name of activity-**Prayer and Rhyme

**Domain covered-**Personal/Social/Emotional domain and Language domain

**Objective-** LWBAT learn about their surrounding and about the day

**Teaching material required-**

- a) 3 new Rhymes

**Procedure –**

- a) Prayer
- b) National anthem
- c) School song
- d) ABCD Rhyme
- e) Rhyme on counting
- f) Oral counting 1 to 20
- g) Names of months of a year
- h) Names of days of a week
- i) 1 warm up Rhyme
- j) 3 Rhymes

**2) Name of activity-**Attendance

**Domain covered--** Personal/Social/Emotional domain

**Objective-** LWBAT learn being a good listener and attentive to instructions

**3) Name of activity-**Sports

**Domain covered-**Gross motor skill

**Objective-**LWBAT learn to run within tracks

**Teaching material-**

- a) Chalk to make tracks

**Procedure-**

- a) Teacher will make children understand how to run between the tracks.
- b) The she will use whistle to start the activity.

**4) Name of activity-** Intro of sight words- some, come

**Domain covered-**Language domain

**Objective-**LWBAT learn about sight words

**Teaching material-**

**Teaching material-**

- a) flash cards of the sight words,

**Procedure-**

- a) Teacher will introduce same as earlier.

**5) Name of activity-** Number names 41-

50

**Domain covered-**Language domain

**Objective-**LWBAT learn number Names

**Teaching material-**

- a) Workbook page no. 62

**Procedure-**

- a) Teacher will explain as earlier.

**6) Name of activity-** Writing letter Hindi in NB ले

**Domain covered-**Fine motor skill

**Objective-**LWBAT learn to write the letter

**Teaching material-**

- a) Hindi workbook-page no. 41

- b) Flash card-

**Procedure-**

- a) Teacher will recap letter with related vocabulary with help of flash cards or other media.
- b) Then she will explain how to draw letter by drawing 5 lines on board and explaining step by step.
- c) After this she will do the activity of joining dots and writing letter in the book.

**7) Name of activity-** Play dough bug fossil

**Domain covered-**Cognitive domain

**Objective-**LWBAT make insects impression

**Teaching material-**

- a) Clay

- b) Plastic insects

**Procedure-**

- a) Teacher will give children have some clay to roll it and then ask them to pick insects and press on the clay.
- b) They she will discuss different impressions, number of legs, wings on clay for fun.



8) **Name of activity**-Draw butterfly

**Domain covered**-Fine motor skill

**Objective**-LWBAT learn to draw and color

**Teaching material**-

a) Drawing book

b) paints

**Procedure**

a) Teacher will first explain children how they have to draw butterfly.

b) Then she will show how to paint butterfly.

9) **Reflection time**- Recap of the things done in the class.

Remarks of the day:

**Day 2**

1) **Name of activity**-Prayer and Rhyme

**Domain covered**-Personal/Social/Emotional domain and Language domain

**Objective**- LWBAT learn about their surrounding and about the day

**Teaching material required**-

a) 3 new Rhymes

**Procedure** –

a) Prayer

b) National anthem

c) School song

d) ABCD Rhyme

- e) Rhyme on counting
- f) Oral counting 1 to 20
- g) Names of months of a year
- h) Names of days of a week
- i) 1 warm up Rhyme
- j) 3 Rhymes

**2) Name of activity-Attendance**

**Domain covered--** Personal/Social/Emotional domain

**Objective-** LWBAT learn being a good listener and attentive to instructions

**3) Name of activity-P.T./March past**

**Domain covered-**Physical domain- Gross motor skill

**Objective-**LWBAT learn to stretch body

**4) Name of activity- Write number names 51-55**

**Domain covered-**Language domain

**Objective-**LWBAT recap number

**NamesTeaching material-**

- a) Notebook

**Procedure-**

- a) Teacher will explain as earlier.

**5) Name of activity- Recap of sight words-some, come**

**Domain covered-**Language domain

**Objective-**LWBAT learn sight words

**Teaching material-**

- a) Page no, 66, 67

**Procedure-**

- a) Teacher will recap sight words and will the activity in the book.
- b) Then will give the book to the kids and then will do the activity along with the kids

**6) Name of activity-Writing Hindi ले**

**Domain covered-**Fine motor skill

**Objective-**LWBAT learn to write the letter

**Teaching material-**

- a) 5 lines notebook

**Procedure-**

- a) Teacher will first ask kids to do air writing, table writing and then will make 5 lines on board and explain them how to write and draw pictures related to the letter.
- b) Then she will give notebooks to kids to write the letter.

**7) Name of activity-Communication / PPT**

**Domain covered-**Personal domain

**Objective-**LWBAT learn to speak confidently



**Teaching material-**

**Procedure-**

- a) Teacher will call kids one by one and will ask them to speak about their favorite insect.

**8) Name of activity-**Body parts of insects

**Domain covered-**Cognitive domain

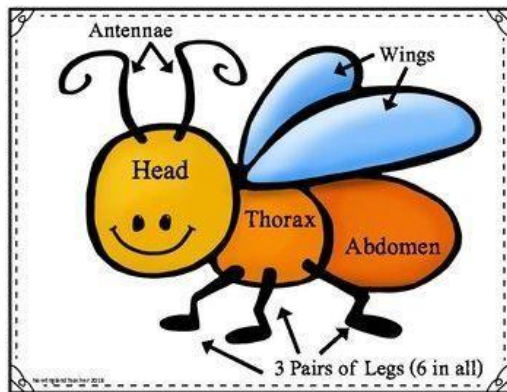
**Objective-**LWBAT learn about body parts of insects

**Teaching material**

- A) Flash card, plastic insects

**Procedure**

- a) Teacher will explain -There are many different types of insects and a lot of information that can be associated with each type. When teaching insects mention the most basic information. Choose simple objective, including being able to name the three parts of an insect three body parts of an insect as the head, thorax and abdomen, or to identify an insect from spiders and worms. Teachers also can pick one or two insects to focus on in depth, such as ants or butterflies.
- b) Insects can be found almost everywhere on the Earth. They live in the ground, on top of the ground, in the air, under logs and rock, inside and outside of plants, flowers, and trees, and even on other animals.



**9) Reflection time-** Recap of the things done in the class.

Remarks of the day:

**Day 3**

**1) Name of activity-**Prayer and Rhyme

**Domain covered-**Personal/Social/Emotional domain and Language domain

**Objective-** LWBAT learn about their surrounding and about the day

**Teaching material required-**

- a) 3 new Rhymes

**Procedure –**

- a) Prayer
- b) National anthem
- c) School song
- d) ABCD Rhyme
- e) Rhyme on counting
- f) Oral counting 1 to 20
- g) Names of months of a year
- h) Names of days of a week
- i) 1 warm up Rhyme
- j) 3 Rhymes

**2) Name of activity-Attendance**

**Domain covered--** Personal/Social/Emotional domain

**Objective-** LWBAT learn being a good listener and attentive to instructions

**3) Name of activity-Outdoor**

**Domain covered—**Gross motor skill

**Objective-** LWBAT learn to share and wait for turn

**4) Name of activity-** Intro of sight words- there, where

**Domain covered-**Language domain

**Objective-**LWBAT learn about sight words

**Teaching material-**

- a) Flash cards of the sight words,

**Procedure-**

- a) Teacher will introduce same as earlier.

**5) Name of activity-**Write number Names 56-60

**Domain covered-**Cognitive domain

**Objective-**LWBAT learn numbers

**Teaching material-**

- a) Notebook

**Procedure-**

- a) Teacher will explain as earlier.

**6) Name of activity-**Home of insects

**Objective-**LWBAT learn about rainy season

**Teaching material-**

- a) Flash cards, model of different insect homes and page no. 41

**Procedure-**

- a) Teacher will explain children the different types of homes of insects.
- b) She will help children to follow the step to do craft.



**7) Name of activity-Dance**

**Domain covered-** Personal/Social/Emotional domain

**Objective-** LWBAT learn to move his/her body in different movements on the music

**8) Name of the activity-Writing letter Hindi in NB क**

**Domain covered-**Fine motor skill

**Objective-**LWBAT learn to write the letter

**Teaching material-**

a) Hindi workbook-page no. 42

b) Flash card-

**Procedure-**

a) Teacher will recap letter with related vocabulary with help of flash cards or other media.

b) Then she will explain how to draw letter by drawing 5 lines on board and explaining step by step.

**9) Reflection time-** recap of the things done in the class.

**Remarks of the day:**

**Day 4**

**1) Name of activity-Prayer and Rhyme**

**Domain covered-**Personal/Social/Emotional domain and Language domain

**Objective-** LWBAT learn about their surrounding and about the day

**Teaching material required-**

a) 3 new Rhymes

**Procedure –**

b) Prayer

c) National anthem

d) School song

- e) ABCD Rhyme
- f) Rhyme on counting
- g) Oral counting 1 to 20
- h) Names of months of a year
- i) Names of days of a week
- j) 1 warm up Rhyme
- k) 3 Rhymes

**2) Name of activity-Attendance**

**Domain covered--** Personal/Social/Emotional domain

**Objective-** LWBAT learn being a good listener and attentive to instructions

**3) Name of activity- Yoga/Movement**

**Domain covered-**Gross motor skill

**Objective-**LWBAT learn to jump over hurdles

**4) Name of activity- Recap of sight words- where and there**

**Domain covered-**Language domain

**Objective-**LWBAT learn sight words

**Teaching material-**

- a) Book Page no, 62

**Procedure-**

- a) Teacher will explain as earlier.

**5) Name of activity-Write number names 51-60**

**Domain covered-**Language domain

**Objective-**LWBAT learn numbers

**Teaching material-**

- a) Page no. 62

**Procedure-**

- a) Teacher will explain same as earlier.

**6) Name of activity- Harmful insects**

**Domain covered-**Cognitive domain

**Objective-**LWBAT learn about harmful insects

**Teaching material-**

- a) Flash cards

**Procedure-**

- a) Teacher will explain students about harmful insects. Few insects are very harmful as they spread germs with them and causes diseases.
- b) Like mosquito, fly, cockroach.
- c) Teacher will also explain how we can take care of ourself and not getting water collected for long, removing garbage on time, covering vegetables and etc.

**7) Name of activity—Story time**

**Domain covered-** Personal domain

**Objective-** LWBAT learn to good listener

**8) Name of activity-**Write letter- श

**Domain covered-**Fine motor skill

**Objective-**LWBAT learn to write the letter

**Teaching material-**

a) Hindi workbook-page no. 43

b) Flash card-

**Procedure-**

a) Teacher will recap letter with related vocabulary with help of flash cards or other media.

b) Then she will explain how to draw letter by drawing 5 lines on board and explaining step by step.

c) After this she will do the activity of joining dots and writing letter in the book.

**9) Reflection time-** Recap of the things done in the class.

**Remarks of the day:**

## Day 5

**1) Name of activity-**Prayer and Rhyme

**Domain covered-**Personal/Social/Emotional domain and Language domain

**Objective-** LWBAT learn about their surrounding and about the day

**Teaching material required-**

a) 3 new Rhymes

**Procedure –**

a) Prayer

b) National anthem

c) School song

d) ABCD Rhyme

e) Rhyme on counting

f) Oral counting 1 to 20

g) Names of months of a year

h) Names of days of a week

- i) 1 warm up Rhyme
- j) 3 Rhymes

**2) Name of activity-Attendance**

**Domain covered--** Personal/Social/Emotional domain

**Objective-** LWBAT learn being a good listener and attentive to instructions

**3) Name of activity-Cycling**

**Domain covered-** Gross motor skill

**Objective-**LWBAT learn how to pedal the cycle.

**4) Name of activity-** Writing number names 61-65

**Domain covered-**Language domain

**Objective-**LWBAT learn numbers

**Teaching material-**

- a) Notebook

**Procedure-**

- a) Teacher will explain same as earlier.

**5) Name of activity—**Intro of sight words- one, out, little

**Domain covered-**Language domain

**Objective-**LWBAT learn about sight words

**Teaching material-**

**Teaching material-**

- a) Flash cards of the sight words

**Procedure-**

- a) Teacher will introduce same as earlier.

**6) Name of activity-**Writing Hindi श

**Domain covered-**Fine motor skill

**Objective-**LWBAT learn to write the letter

**Teaching material-**

- a) 5 lines notebook

**Procedure-**

- a) Teacher will first ask kids to do air writing, table writing and then will make 5 lines on board and explain them how to write and draw pictures related to the letter.
- b) Then she will give notebooks to kids to write the letter.

**7) Name of activity-**Diwali Celebration

**Domain covered-**Social domain

**Objective-**LWBAT learn to Hindu festival

**Teaching material-**

<https://youtu.be/UQ-VIbZSKIo>

**Procedure-**

- 1) Teacher will explain the children about the importance of Diwali.
- 2) Teacher will talk about thing we do on Diwali like lighting diya, wearing new clothes, sharing sweets and

teacher will also explain about why we should not burn crackers.

3) Teacher will ask children to help to decorate the class along with herName of activity- English reader.

**8) Name of activity-** Reading the blending words

**Domain covered-**Language domain

**Objective-**LWBAT learn blending and reading

**Teaching material-**

a) Book page no. 12

**Procedure-**

a) Teacher will first read the comprehension and then will let kids read. She can mark her assessment in read column.

**9) Reflection time-** Recap of the things done in the class.

Remarks of the day:

## WEEK 3

### Day 1

**1) Name of activity-**Prayer and Rhyme

**Domain covered-**Personal/Social/Emotional domain and Language domain

**Objective-** LWBAT learn about their surrounding and about the day

**Teaching material required-**

a) 3 new Rhymes

**Procedure –**

- a) Prayer
- b) National anthem
- c) School song
- d) ABCD Rhyme
- e) Rhyme on counting
- f) Oral counting 1 to 20
- g) Names of months of a year
- h) Names of days of a week
- i) 1 warm up Rhyme
- j) 3 Rhymes

- 2) **Name of activity**-Attendance  
**Domain covered**-- Personal/Social/Emotional domain  
**Objective**- LWBAT learn being a good listener and attentive to instructions
- 3) **Name of activity**-Sports –Running between tracks  
**Domain covered**-Gross motor skills  
**Objective**-LWBAT learn to run between tracks.
- 4) **Name of activity**-Recap of sight words one, out, little  
**Domain covered**-Language domain  
**Objective**-LWBAT learn sight words  
**Teaching material**-  
A) Page no, 67  
**Procedure**-  
a) Teacher will recap sight words and children will do the activity in the book.
- 5) **Name of activity**- Number names 66-70  
**Domain covered**-Cognitive domain  
**Objective**-LWBAT learn numbers  
**Teaching material**-  
a) Notebook  
**Procedure**-  
a) Teacher will explain same as earlier.
- 6) **Name of the activity**-Writing letter Hindi in NB ळ  
**Domain covered**-Fine motor skill  
**Objective**-LWBAT learn to write the letter  
**Teaching material**-  
a) Hindi workbook-page no. 44  
b) Flash card-  
**Procedure**-  
A) Teacher will recap letter with related vocabulary with help of flash cards or other media.  
B) Then she will explain how to draw letter by drawing 5 lines on board and explaining step by step.  
C) After this she will do the activity of joining dots and writing letter in the sample book.
- 7) **Name of activity**-Experiment- Magic marker insects floating on water  
**Domain covered**-Creative domain  
**Objective**-LWBAT learn how marker is permanent and light  
**Teaching material**-  
a) Plate, permanent markers and warm water  
**Procedure**-  
A) Teacher will ask children to draw different insects on the plate using colorful markers.  
B) Then she will slowly pour warm water from the side.  
C) The permanent marker insects will take a shape and will float on water as they are light.





8) **Name of activity**-Art book page no. 13

**Domain covered**-Fine motor skills

**Objective**- LWBAT learn to draw and do art.

9) **Reflection time**- Recap of the things done in the class.

**Remarks of the day:**

## Day 2

1) **Name of activity**-Prayer and Rhyme

**Domain covered**-Personal/Social/Emotional domain and Language domain

**Objective**- LWBAT learn about their surrounding and about the day

**Teaching material required**-

- a) 3 new Rhymes

**Procedure** –

- a) Prayer
- b) National anthem
- c) School song
- d) ABCD Rhyme
- e) Rhyme on counting
- f) Oral counting 1 to 20
- g) Names of months of a year
- h) Names of days of a week
- i) 1 warm up Rhyme
- j) 3 Rhymes

2) **Name of activity**-Attendance

**Domain covered**-- Personal/Social/Emotional domain

**Objective**- LWBAT learn being a good listener and attentive to instructions

- 3) **Name of activity**-P.T./March past  
**Domain covered**-Physical domain- Gross motor skill  
**Objective**-LWBAT learn to stretch the body
- 4) **Name of activity**-Write number names  
61-70  
**Domain covered**-Cognitive domain  
**Objective**-LWBAT recap number names  
**Teaching material**-  
a) Page no. 63  
**Procedure**-  
a) Teacher will explain same as earlier.
- 5) **Name of activity**-Intro of sight words-when, what  
**Domain covered**-Language domain  
**Objective**-LWBAT learn about sight words  
**Teaching material**-  
a) Flash cards of the sight words  
**Procedure**-  
a) Teacher will introduce same as earlier.
- 6) **Name of activity**-Writing Hindi ष  
**Domain covered**-Fine motor skill  
**Objective**-LWBAT learn to write the letter  
**Teaching material**-  
a) 5 lines notebook  
**Procedure**-  
a) Teacher will first ask kids to do air writing, table writing and then will make 5 lines on board and explain them how to write and draw pictures related to the letter.  
b) Then she will give notebooks to kids to write the letter.
- 7) **Name of activity**- Children's Day celebration  
**Domain covered**-Social domain  
**Objective**-LWBAT learn about the importance of children's day  
**Teaching material**-  
a) [https://youtu.be/MJlqd8I\\_IZQ](https://youtu.be/MJlqd8I_IZQ)  
b) Flash Cards of Chacha Nehru  
**Procedure**-  
a) Teacher will show flash card of Chacha Nehru and she will explain who was Chacha Nehru was, what he did, why we celebrate Children's Day.  
b) Teacher will show video then tell children and she will make children feel special about themselves.
- 8) **Name of activity**- English reader

**Domain covered**-Language domain

**Objective**-LWBAT learn blending and reading

**Teaching material-**

a) Book page no. 12

**Procedure-**

a) Teacher will first read the comprehension and then will let kids read. She can mark her assessment in read column.

9) **Reflection time**- Recap of the things done in the class.

Remarks of the day

### Day 3

1) **Name of activity**-Prayer and Rhyme

**Domain covered**-Personal/Social/Emotional domain and Language domain

**Objective**- LWBAT learn about their surrounding and about the day

**Teaching material required-**

a) 3 new Rhymes

**Procedure –**

- a) Prayer
- b) National anthem
- c) School song
- d) ABCD Rhyme
- e) Rhyme on counting
- f) Oral counting 1 to 20
- g) Names of months of a year
- h) Names of days of a week
- i) 1 warm up Rhyme

j) 3 Rhymes

**2) Name of activity-Attendance**

**Domain covered--** Personal/Social/Emotional domain

**Objective-** LWBAT learn being a good listener and attentive to instructions

**3) Name of activity-Outdoor**

**Domain covered-**Gross motor skill

**4) Name of activity-Recap of sight words**

– when, what.

**Domain covered-**Language domain

**Objective-**LWBAT learn sight words

**Teaching material-**

- A) Work book Page no, 67

**Procedure-**

- a) Teacher will recap sight words .

**5) Name of activity-Write number names 71-**

75

**Domain covered-**Cognitive domain

**Objective-**LWBAT learn numbers

**Teaching material-**

- a) Notebook

**Procedure-**

- a) Teacher will explain that every number has a name.
- b) Then they will write number names in notebook in a row instead of column.

**6) Name of activity-Insects that can fly**

**Domain covered-**Cognitive domain

**Objective-**LWBAT learn about insects

**Teaching material-**

- a) Flash cards, plastic insects
- b) workbook page no. 39

**Procedure**

- a) Teacher will recap insects and tell them which insects can fly and which cannot, like ants and cockroaches are common insects which don't fly.

**7) Name of activity-Dance**

**Domain covered-** Personal/Social/Emotional domain

**Objective-** LWBAT learn to move his/her body in different movements on the music

**Teaching material required-**

Music

**8) Name of the activity-**Writing letter स

**Domain covered-**Fine motor skill

**Objective-**LWBAT learn to write the letter

**Teaching material-**

- a) Hindi workbook-page no. 45
- b) Flash card-

**Procedure-**

- a) Teacher will recap letter with related vocabulary with help of flash cards or other media.
- b) Then she will explain how to draw letter by drawing 5 lines on board and explaining step by step.
- c) After this she will do the activity of joining dots and writing letter in the sample book.

**9) Reflection time-** Recap of the things done in the class.

**Remarks of the day:**

**Day 4**

**1) Name of activity-**Prayer and Rhyme

**Domain covered-**Personal/Social/Emotional domain and Language domain

**Objective-** LWBAT learn about their surrounding and about the day

**Teaching material required-**

- a) 3 new Rhymes

**Procedure –**

- a) Prayer
- b) National anthem
- c) School song
- d) ABCD Rhyme
- e) Rhyme on counting
- f) Oral counting 1 to 20
- g) Names of months of a year
- h) Names of days of a week
- i) 1 warm up Rhyme
- j) 3 Rhymes

**2) Name of activity-**Attendance

**Domain covered--** Personal/Social/Emotional domain

**Objective-** LWBAT learn being a good listener and attentive to instructions

3) **Name of activity-** Yoga /movement

**Domain covered-**Gross motor skill

4) **Name of activity-**Recap sight words

**Domain covered-**Language domain

**Objective-**LWBAT recap sight words

**Teaching material-**

a) Book page no. 68

**Procedure-**

A) Teacher will do recap with the help of flash card and ask children to write in book.

5) **Name of activity-**Write number names 76-80

**Domain covered-**Language/ cognitive domain

**Objective-**LWBAT learn numbers

**Teaching material-**

a) Notebook

**Procedure-**

a) Teacher will explain that every number has a name.

b) Then they will write number names in notebook in a row instead of column.

6) **Name of activity-** Intro of birds

**Domain covered-**Cognitive domain

**Objective-**LWBAT the concept of Birds

**Teaching material-**

a) EVS page no. 42, flash cards and plastic birds

**Procedure-**

A) Teacher will explain children about the body parts of birds.

B) Where they live?

C) What they eat?

D) Teacher will also tell about the largest bird in the world i.e. Ostrich and tell ostrich cannot fly high in the sky but can run very fast.

7) **Name of activity—**Story time

**Domain covered-** Personal domain

**Objective-** LWBAT learn to good listener

**English reader page no. 13**

8) **Name of activity-**Writing Hindi letter स

**Domain covered-**Fine motor skill

**Objective-**LWBAT learn to write the letter

**Teaching material-**

- a) 5 lines notebook

**Procedure-**

- a) Teacher will first ask kids to do air writing, table writing and then will make 5 lines on board and explain them how to write and draw pictures related to the letter.
- b) Then she will give notebooks to kids to write the letter.

- 9) **Reflection time-** Recap of the things done in the class.

**Remarks of the day:**

**Day 5**

- 1) **Name of activity-**Prayer and Rhyme

**Domain covered-**Personal/Social/Emotional domain and Language domain

**Objective-** LWBAT learn about their surrounding and about the day

**Teaching material required-**

- a) 3 new Rhymes

**Procedure –**

- a) Prayer
- b) National anthem
- c) School song
- d) ABCD Rhyme
- e) Rhyme on counting
- f) Oral counting 1 to 20
- g) Names of months of a year
- h) Names of days of a week
- i) 1 warm up Rhyme
- j) 3 Rhymes

- 2) **Name of activity-**Attendance

**Domain covered--** Personal/Social/Emotional domain

**Objective-** LWBAT learn being a good listener and attentive to instructions

- 3) **Name of activity-**Outdoor /gardening

**Domain covered—**Gross motor skill

- 4) **Name of activity**-Writing number names 71-80  
**Domain covered**-Language and Cognitive domain  
**Objective**-LWBAT learn numbers  
**Teaching material**-  
a) Page no. 63  
**Procedure**-  
a) Teacher will explain same as earlier.
- 5) **Name of activity**-Recap of sight words  
**Domain covered**-Language domain  
**Objective**-LWBAT learn sight words  
**Teaching material**-  
a) Page no, 70  
**Procedure**-  
a) Teacher will recap sight words and ask them to do work in the book.
- 6) **Name of the activity**-Intro of 2 letter words  
**Domain covered**-Language domain  
**Objective**-LWBAT learn to say 2 letter words  
**Teaching material**-  
a) **Page no. 13**  
[https://www.youtube.com/watch?v=HIL2zqP6geE&ab\\_channel=KidsStudy%26HomeTips](https://www.youtube.com/watch?v=HIL2zqP6geE&ab_channel=KidsStudy%26HomeTips)
- 7) **Name of activity**-Music  
**Domain covered**-Personal domain  
**Objective**-LWBAT learn about the rhythm  
**Teaching material**-  
a) Rhymes and song  
**Procedure**-  
a) Teacher will first ask children to sit in a circle.  
b) Then she will sing the Rhymes and song.
- 8) **Name of activity**-English reader  
**Domain covered**-Language domain  
**Objective**-LWBAT learn blending and reading  
**Teaching material**-  
a) Book page no. 13
- 9) **Reflection time**- Recap of the things done in the class.



Remarks of the day:

## WEEK 4

### Day 1

**1) Name of activity-**Prayer and Rhyme

**Domain covered-**Personal/Social/Emotional domain and Language domain

**Objective-** LWBAT learn about their surrounding and about the day

**Teaching material required-**

- a) 3 new Rhymes

**Procedure –**

- a) Prayer
- b) National anthem
- c) School song
- d) ABCD Rhyme
- e) Rhyme on counting
- f) Oral counting 1 to 20
- g) Names of months of a year
- h) Names of days of a week
- i) 1 warm up Rhyme
- j) 3 Rhymes

**2) Name of activity-**Attendance

**Domain covered--** Personal/Social/Emotional domain

**Objective-** LWBAT learn being a good listener and attentive to instructions

**3) Name of activity-**Sports –Running between tracks

**Domain covered-**Gross motor skills

**4) Name of activity-**Recap of sight words

**Domain covered**-Language domain

**Objective**-LWBAT learn sight words

**Teaching material-**

- a) Workbook Page no. 71

**Procedure-**

a) Teacher will recap sight words and will the activity in the book.

b) Then will give the book to the kids and then will do the activity along with the kids

- 5) **Name of activity**- Writing number names 81-85

**Domain covered**-Language and

Cognitive domain

**Objective**-LWBAT learn numbers

**Teaching material-**

- a) Notebook

**Procedure-**

- a) Teacher will explain same as earlier.

- 6) **Name of activity**-Hindi letter ह

**Domain covered**-Fine motor skill

**Objective**-LWBAT learn to write the letter

**Teaching material-**

- a) Hindi workbook-page no. 46

- b) Flash card-

**Procedure-**

a) Teacher will recap letter with related vocabulary with help of flash cards or other media.

b) Then she will explain how to draw letter by drawing 5 lines on board and explaining step by step.

c) After this she will do the activity of joining dots and writing letter in the book.

d) Then she will give the book to the kids to do the activity.

- 7) **Name of activity**-Experiment-Build a bug challenge

**Domain covered**-Personal domain

**Objective**-LWBAT learn how to form a bug

**Teaching material-**

**Procedure-**

A) Teacher will follow the instructions through the creative given.

B) She will ask children to follow her steps and do the activity.



- 8) **Name of activity**-Draw and colour an ant  
**Domain covered**-Fine motor skill  
**Objective**-LWBAT learn eye hand coordination  
**Teaching material**-  
a) Page no. 14

- 9) **Reflection time**- Recap of the things done in the class.

Remarks of the day:

## Day 2

- 1) **Name of activity**-Prayer and Rhyme  
**Domain covered**-Personal/Social/Emotional domain and Language domain  
**Objective**- LWBAT learn about their surrounding and about the day  
**Teaching material required**-  
a) 3 new Rhymes

### Procedure –

- Prayer
- National anthem
- School song

- d) ABCD Rhyme
- e) Rhyme on counting
- f) Oral counting 1 to 20
- g) Names of months of a year
- h) Names of days of a week
- i) 1 warm up Rhyme
- j) 3 Rhymes

**2) Name of activity-Attendance**

**Domain covered--** Personal/Social/Emotional domain

**Objective-** LWBAT learn being a good listener and attentive to instructions

**3) Name of activity-P.T./March past**

**Domain covered-**Physical domain- Gross motor skill

**Objective-**LWBAT learn to stretch the body

**4) Name of activity-Write number**

names 86-90

**Domain covered-**Language and  
Cognitive domain

**Objective-**LWBAT learn numbers

**Teaching material-**

- a) Notebook

**Procedure-**

- a) Teacher will explain same as earlier.

**5) Name of activity-Recap of sight words**

**Domain covered-**Language domain

**Objective-**LWBAT learn sight words

**Teaching material-**

- a) Page no, 72

**Procedure-**

- a) Teacher will recap sight words.
- b) Then she will give the book to the kids and they will do the activity along with the kids

**6) Name of the activity-Hindi Intro of 2 letter words**

**Domain covered-**Language domain

**Objective-**LWBAT learn to read 2 letter words

**Teaching material-**

- a) Page no. 14

**7) Name of activity- Communication/PPT**

**Domain covered-**Personal domain

**Objective-**LWBAT recap good touch and bad touch

8) **Name of activity-** English reader

**Domain covered-**Language domain

**Objective-**LWBAT learn blending and reading

**Teaching material-**

a) Book page no. 14

**Procedure-**

a) Teacher will first read the comprehension and then will let kids read. She can mark her assessment in read column.

9) **Reflection time-** Recap of the things done in the class.

Remarks of the day:

### Day 3

1) **Name of activity-**Prayer and Rhyme

**Domain covered-**Personal/Social/Emotional domain and Language domain

**Objective-** LWBAT learn about their surrounding and about the day

**Teaching material required-**

a) 3 new Rhymes

**Procedure –**

- a) Prayer
- b) National anthem
- c) School song
- d) ABCD Rhyme
- e) Rhyme on counting
- f) Oral counting 1 to 20
- g) Names of months of a year
- h) Names of days of a week
- i) 1 warm up Rhyme
- j) 3 Rhymes

2) **Name of activity-**Attendance

**Domain covered--** Personal/Social/Emotional domain

**Objective-** LWBAT learn being a good listener and attentive to instructions

**3) Name of activity-Outdoor**

**Domain covered**-Gross motor skill

**4) Name of activity**-Number names 81-90

**Domain covered**-Language and Cognitive domain

**Objective**-LWBAT learn numbers

**Teaching material-**

a) Page no. 64

**Procedure-**

a) Teacher will explain same as earlier.

**5) Name of activity**-Recap of sight words

**Domain covered**-Language domain

**Objective**-LWBAT learn sight words

**Teaching material-**

a) Workbook Page no, 73

**Procedure-**

a) Teacher will explain same as earlier.

**6) Name of activity**-Parts of birds and their homes

**Domain covered**-Cognitive domain

**Objective**-LWBAT about parts of birds and their homes

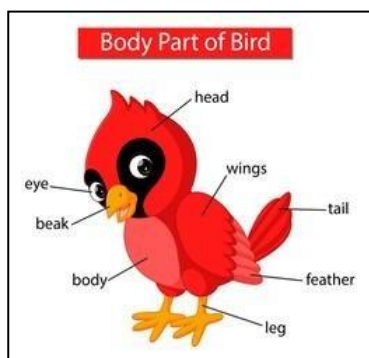
**Teaching material**











a) Flash cards

**Procedure-**

A) Teacher will explain birds and their homes with the help of flashcard.

B) She will ask children to identify birds and their home.



Bird	Nest Style	Nest Materials
 Blackbird		<ul style="list-style-type: none"> <li>• Moss</li> <li>• Dried Grass</li> <li>• Mud</li> </ul>
 Robin		<ul style="list-style-type: none"> <li>• Leaves</li> <li>• Moss</li> <li>• Hair</li> <li>• Rootlets</li> </ul>
 Goldfinch		<ul style="list-style-type: none"> <li>• Moss</li> <li>• Thistle-Down</li> <li>• Wool</li> </ul>
 House Sparrow		<ul style="list-style-type: none"> <li>• Grass</li> <li>• Straw</li> <li>• Feathers</li> </ul>
 Chaffinch		<ul style="list-style-type: none"> <li>• Moss</li> <li>• Lichens</li> <li>• Cobwebs</li> <li>• Wool</li> </ul>

**7) Name of activity-**Dance

**Domain covered-** Personal/Social/Emotional domain

**Objective-** LWBAT learn to move his/her body in different movements on the music

**8) Name of activity-** Hindi 2 letter words

**Domain covered-**Language domain

**Objective-**LWBAT learn to blend 2 letters

**Teaching material-**

- a) Page no. 15

**9) Reflection time-** Recap of the things done in the class.

Remarks of the day:

**Day 4**

**1) Name of activity-**Prayer and Rhyme

**Domain covered-**Personal/Social/Emotional and Language domain

**Objective-** LWBAT learn about their surrounding and about the day

**Teaching material required-**

- a) 3 new Rhymes

**Procedure –**

- a) Prayer  
b) National anthem

- c) School song
- d) ABCD Rhyme
- e) Rhyme on counting
- f) Oral counting 1 to 20
- g) Names of months of a year
- h) Names of days of a week
- i) 1 warm up Rhyme
- j) 3 Rhymes

**2) Name of activity-Attendance**

**Domain covered--** Personal/Social/Emotional domain

**Objective-** LWBAT learn being a good listener and attentive to instructions

**3) Name of activity- Yoga /movement**

**Domain covered-**Gross motor skill

**4) Name of activity-Intro of phrase**

**Domain covered-**Language domain

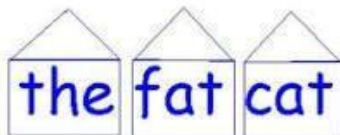
**Objective-**LWBAT learn 2 letters makes 1 sound

**Teaching material-**

**Procedure**

Since it is their first time to read phrases, make sure that the children are first concentrated with one vowel sound. If the children already know how to read the CVC words, you can now mix all the CVCs.

## Phrases:



- a) Teacher will first show individual word flash cards and will ask them to read.
- b) Then she will place the flash cards together and will ask them to read.
- c) She will use the sound dot flash cards so that its easy for them to read.

**5) Name of activity-Writing number names 91-95**

**Domain covered-**Language and Cognitive domain

**Objective-**LWBAT learn numbers

**Teaching material-**

- a) Notebook

**Procedure-**

- a) Teacher will explain same as earlier.

**6) Name of activity- Life cycle of insect**



**Domain covered-**Cognitive domain

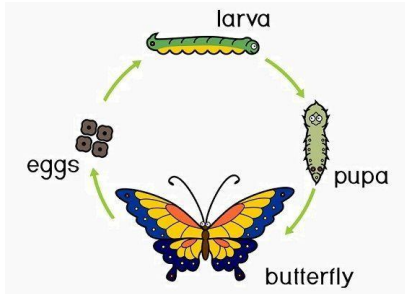
**Objective-**LWBAT learn about life cycle

**Teaching material-**

- a) Workbook EVS page no. 43

**Procedure-**

- a) The life cycle of the insect goes through 4 different stages. These 4 stages of the life cycle are the **eggs, larva, pupa, and adult stage**. For instance, the life cycle of the butterfly is one of the most wonderful life cycle representations of insects.



- 7) **Name of activity**—Guruparb Jayanti

**Domain covered-**Social domain

**Objective-**LWBAT learn about the Guruparb ji

**Teaching material-**

- a. **Story** - <https://youtu.be/OdXSouyB2YM>

**Procedure-**

- A) Teacher will show the video and explain about the video.

- 8) **Name of activity**-Hindi writing 2 letter words

**Domain covered-**Fine motor skill

**Objective-**LWBAT learn to write 2 letter words

**Teaching material-**

- a) Hindi workbook-page no. 50  
b) Flash card-

**Procedure-**

- a) Teacher will recap blending 2 letters to make word.  
b) Then she will give the book to the kids to do the activity.

- 9) **Reflection time-** Recap of the things done in the class.

**Remarks of the day:**

**Day 5**

- 1) **Name of activity**-Prayer and Rhyme

**Domain covered**-Personal/Social/Emotional domain and Language domain

**Objective**- LWBAT learn about their surrounding and about the day

**Teaching material required**-

- a) 3 new Rhymes

**Procedure** –

- a) Prayer
- b) National anthem
- c) School song
- d) ABCD Rhyme
- e) Rhyme on counting
- f) Oral counting 1 to 20
- g) Names of months of a year
- h) Names of days of a week
- i) 1 warm up Rhyme
- j) 3 Rhymes

**2) Name of activity**-Attendance

**Domain covered**-- Personal/Social/Emotional domain

**Objective**- LWBAT learn being a good listener and attentive to instructions

**3) Name of activity**-Outdoor /gardening

**Domain covered**—Gross motor skill

**4) Name of activity**-Number names 96-100

**Domain covered**-Language and Cognitive domain

**Objective**-LWBAT learn numbers

**Teaching material**-

- a) Notebook

**Procedure**-

- a) Teacher will explain same as earlier.

**5) Name of activity**-Match the picture with phrase

**Domain covered**-Language domain

**Objective**-LWBAT learn about phrase

**Teaching material**-

- a) Book Page no. 74

**Procedure**-

- a) Teacher will first recap phrases
- b) Then she will help children read the phrases and match the picture.
- c) Then she will give workbook to match pictures with phrase.

**6) Name of activity-Music**

**Domain covered**-Personal domain

**Objective**-LWBAT learn about the rhythm

**Teaching material-**

- a) Rhymes and song

**Procedure-**

- b) Teacher will first ask children to sit in a circle.  
c) Then she will sing the rhymes and song.

**7) Name of activity- Music**

**8) Name of activity**-Life cycle of bird

**Domain covered**-cognitive domain

**Objective**-LWBAT learn about life cycle of bird

**Teaching material-**

- a) Flash cards, role play and page no.44

**Procedure**

- a) The five stages are as such:

**Egg:** Bird lay egg.

**Hatchling:** When a baby bird is ready to hatch it may have to work for hours or even days to break out through the shell of an egg.

**Chick:** This is a hatched baby bird that requires help from its parents to eat and needs protection.

**Young Bird:** A bird that has grown its flight feathers and takes off on its own to grow and thrive.

**Adult Bird:** Once a bird is fully grown it is an adult.

**9) Reflection time-** Recap of the things done in the class.

Remarks of the day:

## WEEK 5

### Day 1

**1) Name of activity**-Prayer and Rhyme

**Domain covered**-Personal/Social/Emotional domain and Language domain

**Objective**- LWBAT learn about their surrounding and about the day

**Teaching material required-**

- a) 3 new Rhymes

**Procedure –**

- a) Prayer
- b) National anthem
- c) School song
- d) ABCD Rhyme
- e) Rhyme on counting
- f) Oral counting 1 to 20
- g) Names of months of a year
- h) Names of days of a week
- i) 1 warm up Rhyme
- j) 3 Rhymes

**2) Name of activity-Attendance**

**Domain covered--** Personal/Social/Emotional domain

**Objective-** LWBAT learn being a good listener and attentive to instructions

**3) Name of activity-Sports –Running between tracks**

**Domain covered-**Gross motor skills

**4) Name of activity-Match the picture with phrase**

**Domain covered-**Language and  
Cognitive domain

**Objective-**LWBAT learn about  
phrase

**Teaching material-**

- a) Page no. 75

**Procedure-**

- a) Teacher will first recap phrases.
- b) Then she will help children to read the phrases and match the picture.
- c) Then she will give workbook to match pictures with phrase.

**5) Name of activity- Writing number names 91-100**

**Domain covered-**Language and Cognitive  
domain

**Objective-**LWBAT learn numbers

**Teaching material-**

- a) Workbook Page no. 64

**Procedure-**

- a) Teacher will explain same as earlier.

**6) Name of activity-Writing 2 letter words**

**Domain covered-**Fine motor skill

**Objective-**LWBAT learn to write 2 letter words

**Teaching material-**

- a) Hindi workbook-page no. 51
- b) Flash card-

**Procedure-**

- a) Teacher will recap blending 2 letters to make word.
- b) Then she will give the book to the kids to do the activity.

**7) Name of activity-**Build a bird nest

**Domain covered-**Creative domain

**Objective-**LWBAT learn how birds make their nest

**Teaching material-**

- a) We also add twigs, dry grass and leaves

**Procedure-**

A) Teacher will explain how to make or build a nest with the help of this link and children will follow the steps.

B) [https://www.youtube.com/watch?v=W8eJjNroZ6I&ab\\_channel=SHREECR AFT- newcraftideaswithwastematerial](https://www.youtube.com/watch?v=W8eJjNroZ6I&ab_channel=SHREECR AFT- newcraftideaswithwastematerial)

**8) Name of activity-**Art book page 15

**Domain covered-**Fine motor skills

**9) Reflection time-** Recap of the things done in the class.

Remarks of the day:

**Day 2**

**1) Name of activity-**Prayer and Rhyme

**Domain covered-**Personal/Social/Emotional and Language domain

**Objective-** LWBAT learn about their surrounding and about the day

**Teaching material required-**

- a) 3 new Rhymes

**Procedure –**

- a) Prayer
- b) National anthem
- c) School song
- d) ABCD Rhyme
- e) Rhyme on counting
- f) Oral counting 1 to 20
- g) Names of months of a year
- h) Names of days of a week
- i) 1 warm up Rhyme
- j) 3 Rhymes

**2) Name of activity-Attendance**

**Domain covered--** Personal/Social/Emotional domain

**Objective-** LWBAT learn being a good listener and attentive to instructions

**3) Name of activity-P.T./March past**

**Domain covered-**Physical domain- Gross motor skill

**Objective-**LWBAT learn to stretch body

**4) Name of activity-Number name**

**Domain covered-**Language and  
Cognitive domain

**Objective-**LWBAT learn number  
Names

**Teaching material-**

- a) Workbook Page no. 66

**Procedure-**

- a) Teacher will use as assessment sheet to evaluate her students.

**5) Name of activity-Recap of sight words**

**Domain covered-**Language domain

**Objective-**LWBAT recap sight words

**Teaching material-**

- a) Notebook

**Procedure-**

- a) Teacher will take dictate words to the students.

**6) Name of the activity-Write 2 letter words**

**Domain covered-**Fine motor skill

**Objective-**LWBAT learn to write 2 letter words

**Teaching material-**

- a) Hindi workbook-page no. 52
- b) Flash card

**Procedure-**

- a) Teacher will recap blending 2 letters to make word.
- b) Then she will give the book to the kids to do the activity.

**7) Name of activity-**Show and Tell

**Domain covered-** Personal/Social/Emotional domain

**Objective-** LWBAT learn to speak in front of class.

**Teaching material-**

Flash card.

**Procedure-**

- a) Teacher will ask children to bring object or picture of birds and children will speak few lines on birds.

**8) Name of activity-** English reader

**Domain covered-**Language domain

**Objective-**LWBAT learn blending and reading

**Teaching material-**

- a) Book page no. 15

**Procedure-**

- a) Teacher will first read the comprehension and then will let kids read.

**9) Reflection time-** Recap of the things done in the class.

**Remarks of the day:**

**Day 3**

**1) Name of activity-**Prayer and Rhyme

**Domain covered-**Personal/Social/Emotional and Language domain

**Objective-** LWBAT learn about their surrounding and about the day

**Teaching material required-**

- a) 3 new Rhymes

**Procedure –**

- a) Prayer
  - a) National anthem
  - b) School song
  - c) ABCD Rhyme
  - d) Rhyme on counting
  - e) Oral counting 1 to 20
  - f) Names of months of a year
  - g) Names of days of a week
  - h) 1 warm up Rhyme

i) 3 Rhymes

**2) Name of activity-Attendance**

**Domain covered--** Personal/Social/Emotional domain

**Objective-** LWBAT learn being a good listener and attentive to instructions

**3) Name of activity-Outdoor**

**Domain covered-**Gross motor skill

**4) Name of activity-Recap of CVC words**

**Domain covered-**Language domain

**Objective-**LWBAT recap CVC words

**Teaching material-**

a) Notebook

**Procedure-**

A) Teacher will dictate words to the children to know or assess how much they've learnt.

**5) Name of activity-Recap tens**

**Domain covered-**Cognitive domain

**Objective-**LWBAT recap tens

**Teaching material-**

a) Page 68, 69

**Procedure-**

a) Teacher will use as assessment sheet

**6) Name of activity-Recap insects**

**Domain covered-** Cognitive domain

**Objective-** LWBAT recap insects

**Teaching material required-**

a) Page no. 40

**Procedure-**

a) Teacher will use as assessment sheet.

**7) Name of activity- Black Day**

**Domain covered-**Cognitive domain

**Objective-**LWBAT understand the color

**Teaching material-**

a) Black color real objects.

**Procedure-**

A) Teacher will ask children to come in black color dress.

**8) Name of activity-Write 2 letter words**

**Domain covered-**Fine motor skill

**Objective-**LWBAT learn to write 2 letter words

**Teaching material-**

a) Hindi workbook-page no. 53



b) Flash card-

**Procedure-**

- a) Teacher will recap blending 2 letters to make word.
- b) Then she will give the book to the kids to do the activity.

**9) Reflection time-** Recap of the things done in the class.

**Remarks of the day:**

